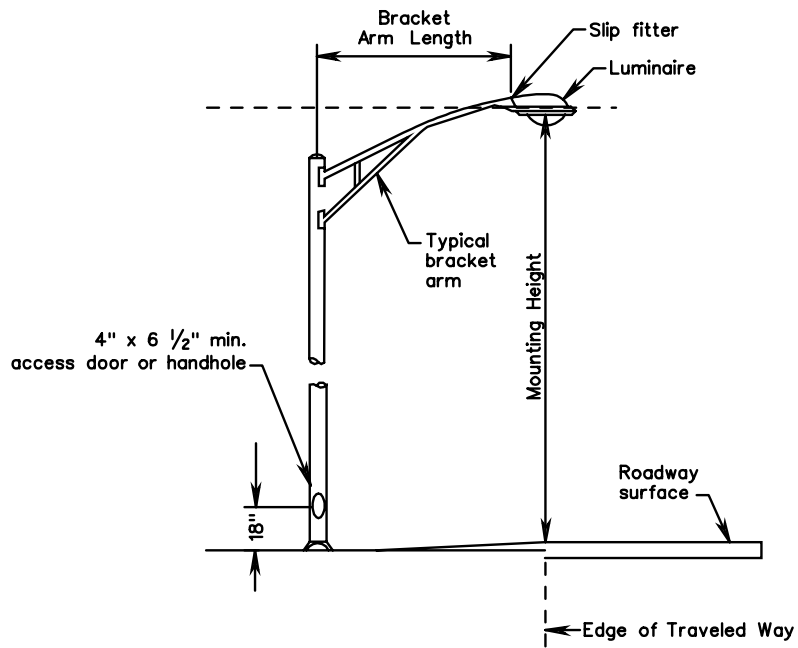


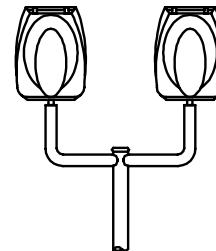
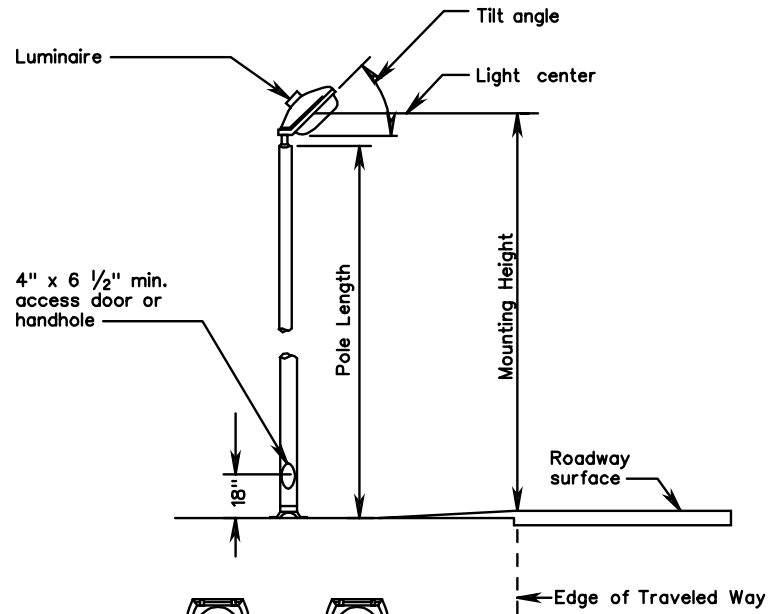
**LP-1
CONVENTIONAL**



NOTE:

The mounting height shown on the plans shall be adhered to within a tolerance of 12" and in no case less than the mounting height shown.

**LP-2
OFFSET**



DUAL MOUNT

POLE LENGTH (feet)	BOLT CIRCLE DIAMETER	ANCHOR BOLT DIAMETER
A (5-17)	12"	1"
B (18-22)	12"	1"
C (23-27)	12"	1"
D (28-32)	12"	1"
E (33-37)	15"	1"
F (38-42)	15"	1"
G (43-47)	15"	1"
H (48-52)	16"	1"
I (53-57)	16"	1 1/4"
J (58-62)	16"	1 1/4"

**LIGHTING POLE DETAILS
CONVENTIONAL AND OFFSET**