



# COMMONWEALTH of VIRGINIA

DEPARTMENT OF TRANSPORTATION  
1401 EAST BROAD STREET  
RICHMOND, VIRGINIA 23219-2000

David S. Ekern, P.E.  
COMMISSIONER

November 30, 2007

## MEMORANDUM

To: All Holders of the Virginia Department of Transportation's 2001 Road and Bridge Standards

The following sheet of the 2001 Road and Bridge Standards has been revised and will be effective for all projects advertised for construction as of January 1, 2008. An insertable sheet will be required in all plan assemblies that utilize this standard until the next edition of the Road and Bridge Standards is published. A copy of the revised sheet will be made available in PDF format on the VDOT website. The insertable sheet for this revision will be made available on Falcon DMS for VDOT personnel and on the VDOT FTP server for consultants working on VDOT projects.

PAGE	INSERT	STANDARD	REVISION
303.02	A-187	WP-2	See Below

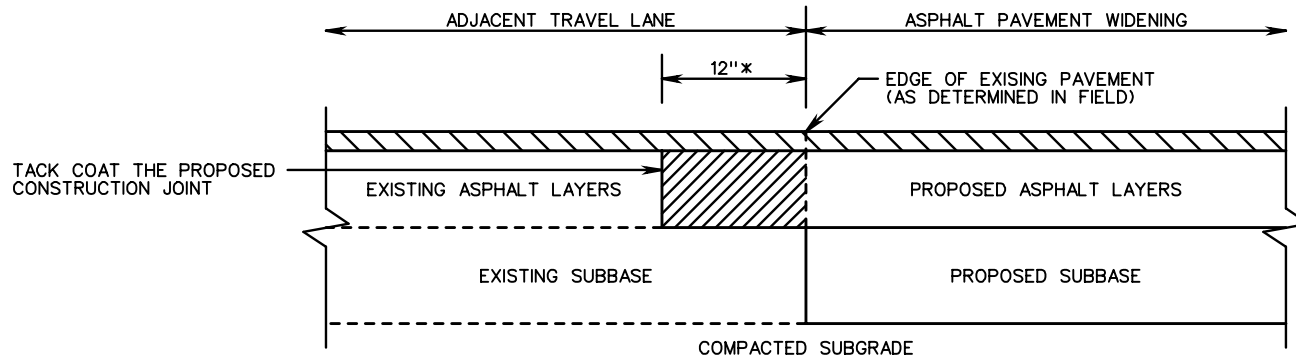
Due to the nature of this revision, the major changes incorporated into this revision have been summarized below:

- The title of the standard has been revised to, "Asphalt Pavement Widening" since this standard shall only apply to widening asphalt roadways.
- The previous two construction joint details have been simplified into one diagram that illustrates the requirements of asphalt pavement widening. In addition to these changes, the plan view has been eliminated.
- The width of the overlay of existing pavement has been reduced from the full width of existing pavement to the width of the adjacent travel lane. At the discretion of the engineer, the overlay may be waived if the condition of existing pavement does not warrant an overlay.
- The minimum 100 foot extension of the overlay of existing pavement beyond the widened pavement has been removed.
- A minimum of three core samples of the existing pavement structure are required to determine the types and depths of existing asphalt layers.



If you have any questions or comments regarding this revision to the publication, please contact Steve Van Cleef, at (804) 768-2532, or Adam Wilkerson, at (804) 786-7047, of the Standards and Special Design Section.

Sincerely,

Mohammad Mirshahi, P.E.  
State Location and Design Engineer



**CONSTRUCTION JOINT DETAIL**

-  REMOVE EXISTING ASPHALT LAYERS TO EXISTING SUBBASE AND REPLACE WITH PROPOSED ASPHALT WIDENING LAYERS
-  PROPOSED MINIMUM 1½ INCH THICK ASPHALT SURFACE COURSE (SEE NOTE 5)
- \* MINIMUM 12 INCHES, OR GREATER AS NECESSARY TO ABUT THE FULL THICKNESS OF EXISTING ASPHALT LAYERS AS DETERMINED BY CORES (SEE NOTE 3)

**NOTES:**

1. ASPHALT PAVEMENT WIDENING SHALL HAVE A PAVEMENT DESIGN IN ACCORDANCE WITH CURRENT VDOT PROCEDURES AND BE APPROVED BY THE ENGINEER.
2. THE PAVEMENT DESIGN FOR ASPHALT PAVEMENT WIDENING SHALL MEET OR EXCEED THE DEPTHS AND TYPES OF THE LAYERS OF EXISTING PAVEMENT. SUBSURFACE DRAINAGE OF THE EXISTING AND PROPOSED PAVEMENT SHALL BE ADDRESSED IN THE PAVEMENT DESIGN.
3. A MINIMUM OF THREE CORES SHALL BE TAKEN ALONG THE CENTER OF THE ADJACENT TRAVEL LANE TO DETERMINE THE TYPE AND THICKNESS OF EXISTING PAVEMENT LAYERS. THESE CORES SHALL BE SPACED NO MORE THAN 500 FEET APART.
4. THE ADJACENT TRAVEL LANE SHALL BE MILLED A MINIMUM DEPTH OF 1½ INCHES AND REPLACED WITH AN ASPHALT SURFACE COURSE TO MATCH THE PROPOSED PAVEMENT WIDENING SURFACE COURSE, UNLESS WAIVED BY THE ENGINEER.
5. THE ENGINEER MAY REQUIRE THE MILLING DEPTH OF THE EXISTING PAVEMENT TO BE ADJUSTED TO ACHIEVE AN ACCEPTABLE PAVMENT CROSS-SLOPE AND EFFECTIVE SURFACE DRAINAGE.
6. EXISTING PAVEMENT MARKINGS AND MARKERS WITHIN THE PROJECT LIMITS SHALL BE RESTORED SUBJECT TO THE APPROVAL OF THE ENGINEER.
7. FINAL TRANSVERSE PAVEMENT TIE-IN SHALL CONFORM TO THE REQUIREMENTS OF SECTION 315.05(c) OF THE SPECIFICATIONS EXCEPT THAT ALL JOINTS AT TIE-IN LOCATIONS SHALL BE TESTED USING A 10 FOOT STRAIGHTEDGE IN ACCORDANCE WITH THE REQUIREMENTS OF SECTION 315.07(g) OF THE SPECIFICATIONS.

**ASPHALT PAVEMENT WIDENING  
FOR WIDENING SUBJECT TO TRAFFIC**

VIRGINIA DEPARTMENT OF TRANSPORTATION

SPECIFICATION  
REFERENCE

305  
315